

TECHNICAL DATA SHEET

OCTO-1500 SUPER FLEX

EN 12004 STANDARD



ANSI A118.4



Member of Indian Green Building Council



IS 15477:2019

Type: 3 TS1
Adhesive Standards



UNBEATABLE STRENGTH FOR SEAMLESS TILING

GREEN BUILDING RATE

OCTO-1500 SUPER FLEX

Category; Inorganic Mineral Products
Mineral Adhesives with SAS technology



RATING SYSTEM ACCREDITED BY CERTIFICATION BODY SGS

PRODUCT STRENGTHS



ECO NOTES

Single component; Avoiding the use of plastic cans, reduce CO2 emissions and the need to dispose of special waste can be recycled as inert material, avoiding waste disposal costs and environmental impact with very low-volatile organic emissions.

CONFIRMS

- Confirms IS 15477:2019 Type 3 TS1 Adhesive standards
- Confirms for ANSI A118.4 shear bond strength requirements, standards
- Confirms with EN 12004/ISO 13007 with a C2TES1 classification, standards

AREAS OF USE

- Adhesive and finishing
- Floors and walls
- External use
- Overlaying
- Saunas and spa (external)
- Swimming pools and fountains (external)
- Industrial application
- Commercial application
- Domestic application

MATERIALS ALL TYPES

- Vitrified tiles
- Porcelain tiles
- Laminated Stoneware
- Low thickness slabs
- Large size tiles
- Terracotta
- Marble & Natural stones
- Recomposed materials
- Ceramic tiles
- Various mosaics

SURFACES

- Existing tiles (Tile on tile)
- Lime and cement-based plasters/ renders
- Cement and gypsum-based plasters/ renders
- Cement-based screeds and mortars
- Brick
- Concrete surfaces
- Cellular concrete

To use OCTO-1500 SUPER FLEX tile adhesive for external applications. It is essential to follow the manufacturer's instructions carefully. The substrate must be clean, free of debris, and completely cured before the adhesive is applied. It is also recommended to use a suitable waterproofing membrane before installation to ensure maximum protection against water intrusion.

OCTO-1500 SUPER FLEX tile adhesive is typically mixed with water to achieve a smooth consistency and a notched trowel is used to apply the adhesive to the substrate. Once the adhesive is applied, the tiles can be placed and adjusted as necessary before allowing the adhesive to dry completely.

APPLICABLE STANDARDS

- ANSI A 118.4
- EN / ISO with a C2TES1
- IS 15477:2019 Type: 3 TS1

PRODUCT DETAILS

PACKAGING	20 KG
COLOUR	Grey
COVERAGE	Approx. 55 Sft per 20 kg pack using 1/4x 1/4 (6mm x 6mm) square notched trowel for a bed of 3mm (Can be used up to a maximum bed thickness of 12 mm) Coverage will vary depending on trowel notch size, type and size of tile & substrate smoothness and evenness.

APPLICATION

OCTO-1500 SUPER FLEX tile adhesive is a premium, flexible adhesive that is cement-based and enhanced with polymers, suitable for both interior and exterior applications involving a variety of materials, including tiles, marble, and natural stones. It's unique formula is designed to provide superior bond strength and flexibility, making it ideal for use in challenging external applications. OCTO-1500 SUPER FLEX tile adhesive can be used to bond a variety of materials including ceramic, porcelain, natural stone, glass, and brick among others. This adhesive is particularly well-suited for installations where there is exposure to high temperatures, moisture, and extreme weather conditions. It is also an excellent choice for vertical applications and installations over plywood and cement backer board.

One of the main benefits of using OCTO-1500 SUPER FLEX tile adhesive for exterior applications is it's ability to withstand freeze-thaw cycles, which can cause expansion and contraction of the substrate and the tile. The adhesive's exceptional flexibility allows it to move with the substrate and prevent the tiles from cracking or coming loose. Additionally the adhesive has excellent water resistance and can maintain its bond even when submerged in water, making it a popular choice for swimming pools and fountains. OCTO-1500 SUPER FLEX tile adhesive is also resistant to UV radiation, which prevents the colour from fading over time, ensuring long-lasting and vibrant installations.

INSTALLATION

STEP 1 :

Make the surface clean, dust-free, and moisture-free. Clean the surface and remove the loose particles, dirt, grease, and traces of foreign material from the surface. If necessary by using a wire brush or sandpaper or by chipping. Before applying the adhesive, wet the surface and blot it dry. Ensure that the area does not have direct sunlight exposure. Remove all loose portions and make good with sand cement slurry bonding coat prior to apply OCTO-1500 SUPER FLEX tile adhesive.

STEP 2 :

Mix the required quantity of OCTO-1500 SUPER FLEX tile adhesive, for loose plaster areas remove the defective material and replaster the area with OCTO-1500 SUPER FLEX tile adhesive. The adhesive must be applied using the flat side of the trowel in a scraping motion for good even contact.

STEP 3 :

Apply the OCTO-1500 SUPER FLEX tile adhesive on tile or floor with a trowel ensure complete bedding of tile in the mortar or adhesive with 100% coverage. When installing large tiles, in addition to the surface spread adhesive on the back of the tile. Choose the appropriate notched trowel for floors or walls that are not even, replaster with OCTO-1500 SUPER FLEX tile adhesive to make them even. Use the notched edge of the trowel to add more mortar.

STEP 4 :

Let it air dry for 24 hours for a better result and clean the surface. Remove the dust by cleaning the rear tile face with a damp sponge. Do not soak in water. Use a wet cloth or sponge to remove excess mortar or adhesive from the surface before it dries. The new construction should be curing for a minimum of 3–4 weeks.

SPECIFICATIONS

Specifications are subject to change without notification. The results shown are typical but reflect the test procedures used. Actual field performance will depend on installation methods and site conditions.

CHARACTERISTICS

OCTOPUS 1500 SUPER FLEX is a premium-grade thin-set adhesive that is commonly used for exterior installations. It is specifically designed to bond tiles, pavers, and natural stones to various substrates such as concrete, masonry, and cement backer board. This adhesive is suitable for both residential and commercial applications, and it provides excellent resistance to moisture, temperature changes, and freeze-thaw cycles. OCTOPUS 1500 SUPER FLEX is highly flexible, which allows it to absorb movement and prevent cracks or failures in the tile or stone installation. It also offers high bond strength and quick-setting properties, which make it an ideal choice for time-sensitive projects. Overall, OCTOPUS 1500 SUPER FLEX is a reliable and durable thin-set adhesive that ensures a long-lasting and aesthetically pleasing outdoor installation. High polymer modified adhesive for fixing tiles and natural stones on exterior installation.

COMPOSITION AND PROPERTIES OF MIXTURE

The properties of OCTO-1500 SUPER FLEX can be further improved by creating a mixture of the adhesive with other materials. This mixture can be customized to suit the specific needs of a particular tile installation project, such as adjusting the working time or enhancing the water resistance. Understanding the composition and properties of a mixture of OCTO-1500 SUPER FLEX is essential for achieving optimal results and ensuring the longevity of the tiled surface. In this composition, we will explore the components and characteristics of a OCTO-1500 SUPER FLEX mixture and how they can be manipulated to achieve the desired outcome.

PRODUCT IDENTITY

Type	Powder
Colour	Grey
Bulk density (kg/m ³)	1400
Dry solids content (%)	100

COMPOSITION AND PROPERTIES OF MIXTURE (AT +23°C & 50% R.H)







Mixing ratio	100 parts OCTO-1500 SUPER FLEX with 26-28 parts water by weight
Consistency of mix	Pasty
Density of the mix (kg/m ³)	1500
pH of mix	Over 12
Pot life	Around 4 hrs
Application temperature	From +5°C to +35°C
Open time	>30min
Adjustability time	Around 40 minutes
Ready for grouting on walls	After 4-8 hours
Ready for grouting on floors	After 24 hours
Set to light foot traffic	After 24 hours
Ready for use	Light traffic, heavy traffic


FINAL PERFORMANCES

Tensile adhesion strength in compliance with ISO 13007 & EN 12004 C2TES1 classification	
Initial tensile adhesion strength (after 28 days)	1.92 (N/mm ²)
Tensile adhesion strength after heat ageing	1.45 (N/mm ²)
Tensile adhesion strength after water immersion	1.60 (N/mm ²)
Tensile adhesion strength after freeze/thaw cycle	1.95 (N/mm ²)
Resistance to alkalis	Excellent
Resistance to oils	Excellent (poor to vegetable oils)
Resistance to solvents	Excellent
Temperature when in use	From -30°C to +90°C
Deformability according to ISO 13007-1 & EN 12004	S1 Deformable
Shelf life	12 months in the original packing, Protect from humidity
Pack	20 Kg
Adhesive thickness	From 2 to 15 mm
Coverage estimates	1.45 to 1.55 kg/m ² /mm

TYPICAL TEST REPORT

OCTO-1500 SUPER FLEX

SI.NO	CLASSIFICATION	UNITS OF MEASUREMENT	REQUIREMENT AS PER IS15477-2019	OCTO-1500 SUPER FLEX	CONFIRMS
1	Adjustment time/ Open time (E)	min	Shall not be less than that stated by manufacturer for (Type3)	35 min	E 
2	Slip (for vertical application) (T)	mm	Shall not be more than 0.5mm (Type3)	0.17 mm	T 
3	Deformability (for vertical application) (S1)	mm	<5.0 mm (Type3)	3.1 mm	S1 
4	28 days Adhesion Strength (Normal condition) Tensile Adhesion Strength (C2)	N/mm ²	Type 3 - 1.50 min	1.85 (Type 3)	C2 
5	28 days Adhesion Strength (water immersed condition) Tensile Adhesion Strength (C2)	N/mm ²	Type 3 - 1.00 min	1.68 (Type 3)	C2 
6	Shear Adhesion Strength 28 days at 70 +/- 3°C	N/mm ²	Type 3 - 1.50 min	1.75 (Type 3)	-
7	Shear Adhesion strength 28 days (water immersed condition)	N/mm ²	Type 3 - 1.00 min	1.55 (Type 3)	-
8	Shear Adhesion Strength 28 days (Heat aging condition)	N/mm ²	Type 3 - 1.00 min	1.28 (Type 3)	-
-	-	-	-	Type 3 C2TE S1 	-



Contact Us

Toll free :

1800 1230 733

Web:

www.octopuschemicals.com

Mail:

info@octopuschemicals.com

Address:

ANR Designer Tiles Ltd., 16/974

Nida, Kanjikode, Palakkad, Kerala-678621